

3 NATIONS COVID-19 UPDATE – 09 July 2021

The information contained in this report is based on recent updates and current information available at the time the report was finalized. It is not inclusive of all actions or measures taken to date by health officials federally, provincially, or locally.

COVID-19 CASE COUNTS

STATUS OF CASES IN BC¹	As of Jul 08	As of Jul 09	Change
Total confirmed cases in BC	147,919	148,031	45*
Total active cases in BC	653	661	8
Currently in intensive care	19	19	0
Currently hospitalized	74	73	-1
Total hospitalized to date	8,062	8,067	5
Total deaths in BC	1,760	1,760	0
Total recovered in BC	145,491	145,594	103
CONFIRMED CASES BY REGION¹	As of Jul 08	As of Jul 09	Change
Total confirmed cases in BC	147,919	148,919	45*
Vancouver Coastal Health	35,531	35,545	14
Fraser Health	85,926	86,001	8*
Island Health	5,171	5,175	4
Interior Health	13,273	13,292	19
Northern Health	7,803	7,803	0
Out of Canada	215	215	0
Total tests	2,972,495	2,979,727	7,232**
STATUS OF CASES IN YUKON²	As of Jul 08	As of Jul 09	Change
Total confirmed cases	455***	461	6
Total active cases	123	116	-7
Total deaths	5	5	0
Total recovered	335	348	13
Total individuals tested	-	10,431	-
Negative results	9,787	9,908	121
Pending results	122	84	-38

*"This includes a data correction from yesterday, as well as reconciliation of records for cases followed up by the Federal Quarantine Program between March and April 2021" – BC Government News Release

**The BCCDC reported 6,841 new tests, but this does not align with the difference in total test numbers between July 8th and 9th.

***Total has been adjusted from the earlier reported count of 456 cases after one case previously identified as positive was determined to be negative.

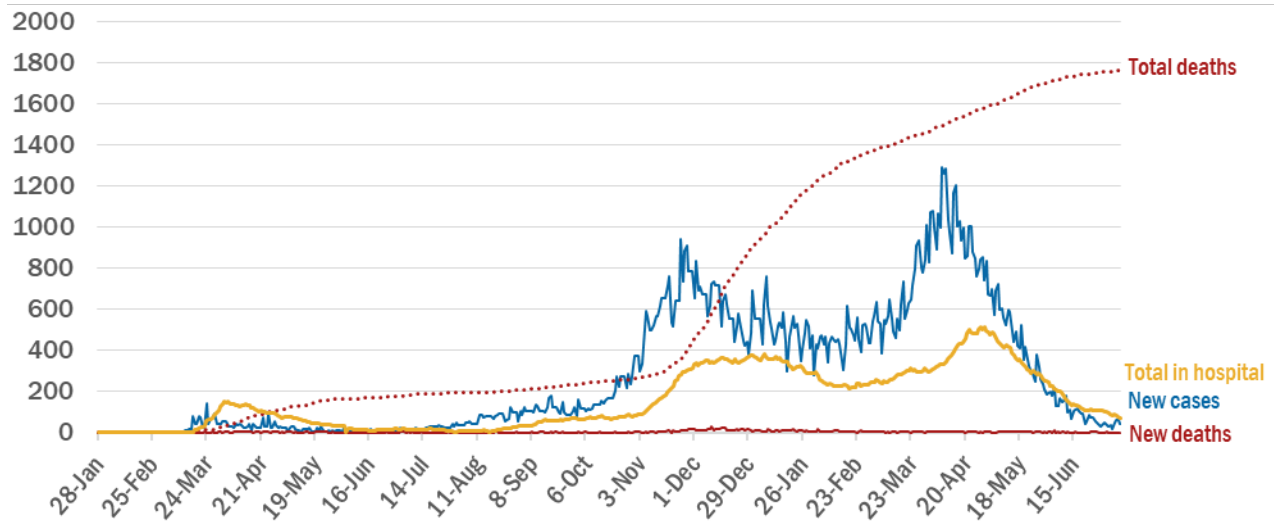
¹ Source: <https://experience.arcgis.com/experience/a6f23959a8b14bfa989e3cda29297ded>

² Source: <https://yukon.ca/en/case-counts-covid-19>

**STATUS OF FIRST NATION RESERVE
CASES IN CANADA ³**

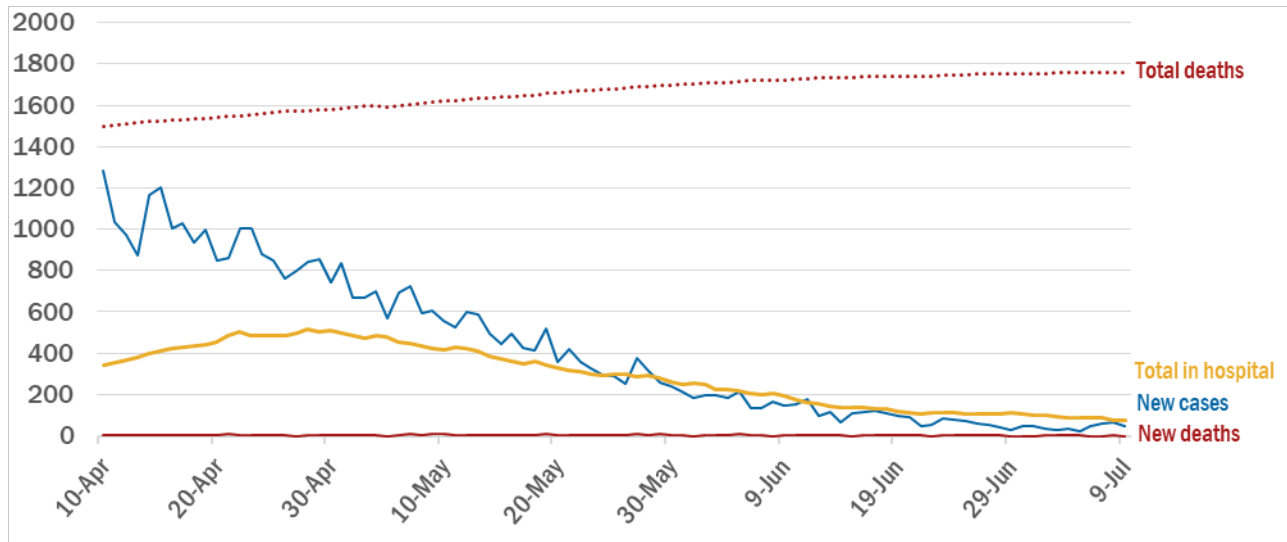
	As of Jul 07	As of Jul 08	Change
Total confirmed cases	32,368	32,413	45
Total active cases	419	419	0
Currently hospitalized	1,554	1,558	4
Total deaths	365	366	1
Total recovered	31,584	31,628	44
Total confirmed cases in BC	3,159	3,162	3

COVID-19 CASES AND DEATHS IN BC



Note: Counts have been averaged where one number was reported for multi-day periods

COVID-19 CASES AND DEATHS IN BC – PAST THREE MONTHS



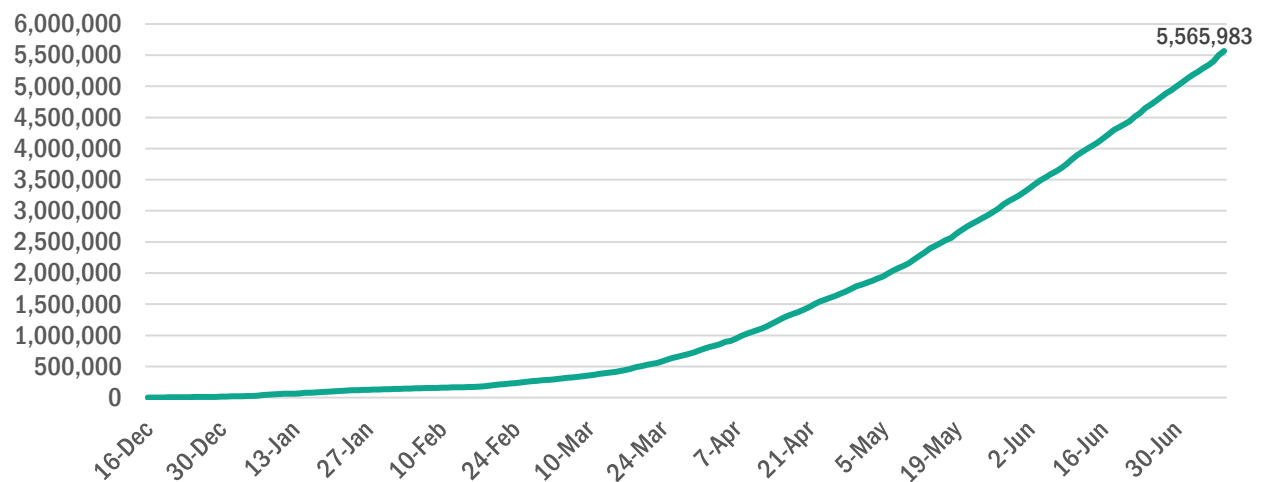
³ Source: <https://www.sac-isc.gc.ca/eng/1598625105013/1598625167707>

COVID-19 VACCINATION INFORMATION

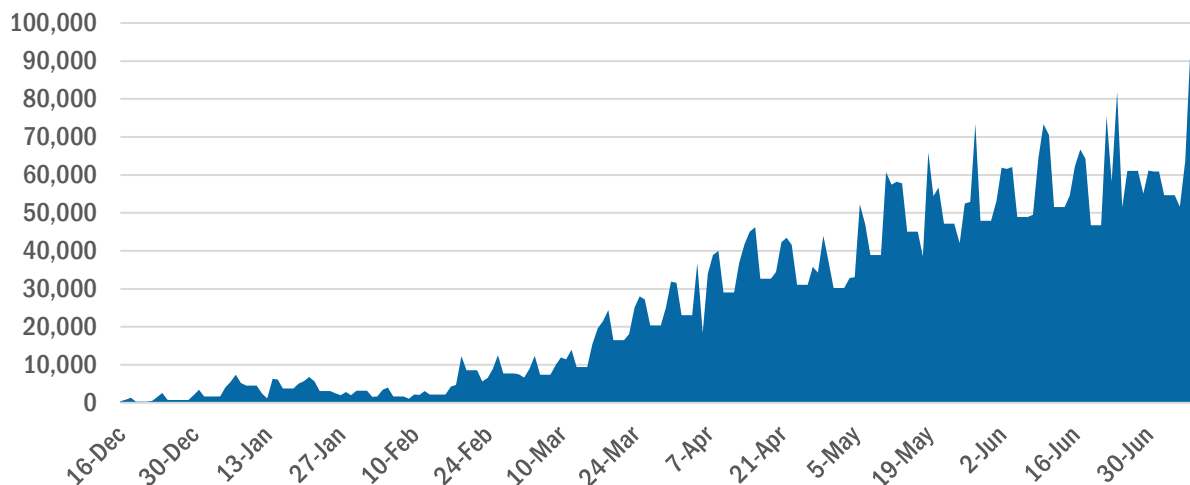
STATUS OF VACCINE ADMINISTRATION⁴

	Total Doses Administered		Total Doses Supplied	% of Doses Administered	% Pop. with first dose	People Fully Vaccinated	% Pop. Fully Vaccinated ⁵
	Today	Total					
BC	68,833	5,565,983	6,564,850	84.78	70.54	1,915,919	37.03
Yukon	786	61,158	65,690	93.10	75.33	29,071	68.25
Canada	546,257	41,859,123	50,491,050	82.90	68.57	15,713,492	41.21

TOTAL DOSES ADMINISTERED



DOSES ADMINISTERED IN BC EACH DAY



⁴ Source: N. Little. COVID-19 Tracker Canada (2020), COVID19Tracker.ca

⁵ Source: <https://www.cbc.ca/news/canada/track-vaccinations-across-canada-1.5870573>

SIGNIFICANT UPDATES IN BRITISH COLUMBIA

- No significant updates from the B.C. Government today.

SIGNIFICANT UPDATES IN THE YUKON TERRITORY

- No significant updates from the Yukon Government today.

SIGNIFICANT UPDATES FROM THE GOVERNMENT OF CANADA

- Today, Dr. Theresa Tam, Chief Public Health Officer, issued a statement regarding the COVID-19 pandemic in Canada.⁶ Highlights include the following:
 - “While the latest national-level data show a continued decline in disease activity with an average of 461 cases reported daily during the latest 7-day period (July 2-8), the rate of decrease may be slowing. As public health restrictions are eased, some increase in cases, particularly among unvaccinated populations, is not unexpected.”
 - “The latest provincial and territorial data indicate that an average of 747 people with COVID-19 were being treated in Canadian hospitals each day during the most recent 7-day period (July 2-8), which is 18% fewer than last week. This includes, on average 366 people who were being treated in intensive care units (ICU), 19% fewer than last week and an average of 11 deaths were reported daily (July 2-8).”
 - “Variants of concern (VOCs) represent the majority of recently reported COVID-19 cases”
 - “While the Alpha variant still accounts for the majority new cases nationally, the Delta variant has increased and now accounts for the majority of new COVID-19 cases in some areas, such as in Ontario.”
 - “Regardless of which viruses are predominating in an area, we know that vaccination, in combination with public health and individual measures, continue to work to reduce the spread of COVID-19.”
 - “The latest data provincial and territorial data indicate that over 78.5% of people aged 12 years or older have received at least one dose of COVID-19 vaccine and 46% are fully vaccinated across Canada. Second dose coverage continues to increase quickly, with the highest coverage rates among those aged 80 years or older, followed by those aged 70-79 years.”
 - “By keeping the momentum up, Canada is within reach of having at least 80% of the eligible population fully vaccinated. For more information regarding the risks and benefits of vaccination, I encourage Canadians to reach out to your local public health authorities, healthcare provider, or other trusted and credible sources, such as Canada.ca and Immunize.ca.”

This summary was compiled by [CCEM Strategies Ltd.](#) at the request of the 3 Nations Society.

⁶ <https://www.canada.ca/en/public-health/news/2021/07/statement-from-the-chief-public-health-officer-of-canada-on-july-9-2021.html>