

## 3 NATIONS COVID-19 UPDATE – 27 October 2021

The information contained in this report is based on recent updates and current information available at the time the report was finalized. It is not inclusive of all actions or measures taken to date by health officials federally, provincially, or locally.

### COVID-19 CASE COUNTS

| <b>STATUS OF CASES IN BC<sup>1</sup></b>        | <b>As of Oct 26</b> | <b>As of Oct 27</b>    | <b>Change</b> |
|---|---------------------|------------------------|---------------|
| Total confirmed cases in BC                     | 202,973             | 203,572                | <b>599*</b>   |
| Total active cases in BC                        | 4,829               | 4,738                  | <b>-91</b>    |
| Currently in intensive care                     | 155                 | 157                    | <b>2</b>      |
| Currently hospitalized                          | 390                 | 422                    | <b>32</b>     |
| Total hospitalized to date**                    | -                   | 11,248                 | <b>-</b>      |
| Total deaths in BC                              | 2,131               | 2,137                  | <b>6</b>      |
| Total recovered in BC                           | 195,646             | 196,342                | <b>696</b>    |
| <b>CONFIRMED CASES BY BC REGION<sup>1</sup></b> | <b>As of Oct 26</b> | <b>As of Oct 27</b>    | <b>Change</b> |
| Vancouver Coastal Health                        | 43,183              | 43,257                 | <b>74</b>     |
| Fraser Health                                   | 103,748             | 104,006                | <b>258</b>    |
| Island Health                                   | 10,435              | 10,486                 | <b>51</b>     |
| Interior Health                                 | 30,362              | 30,448                 | <b>86</b>     |
| Northern Health                                 | 14,948              | 15,078                 | <b>130</b>    |
| Out of Canada                                   | 297                 | 297                    | <b>0</b>      |
| <b>STATUS OF CASES IN YUKON<sup>2</sup></b>     | <b>As of Oct 25</b> | <b>As of Oct 26***</b> | <b>Change</b> |
| Total confirmed cases                           | 891                 | 892                    | <b>1</b>      |
| Total active cases                              | 79                  | 72                     | <b>-7</b>     |
| Total deaths                                    | 10                  | 10                     | <b>0</b>      |
| Total recovered                                 | 834                 | 840                    | <b>6</b>      |
| <b>STATUS OF FN RESERVE CASES<sup>3</sup></b>   | <b>As of Oct 25</b> | <b>As of Oct 26</b>    | <b>Change</b> |
| Total confirmed cases                           | 46,081              | 46,204                 | <b>123</b>    |
| Total active cases                              | 1,683               | 1,654                  | <b>-29</b>    |
| Total hospitalized                              | 2,128               | 2,136                  | <b>8</b>      |
| Total deaths                                    | 474                 | 475                    | <b>1</b>      |
| Total recovered                                 | 43,924              | 44,075                 | <b>151</b>    |
| Total confirmed cases in BC                     | 5,219               | 5,234                  | <b>15</b>     |

<sup>1</sup> BCCDC COVID-19 Dashboard

<sup>2</sup> <https://yukon.ca/en/case-counts-covid-19>

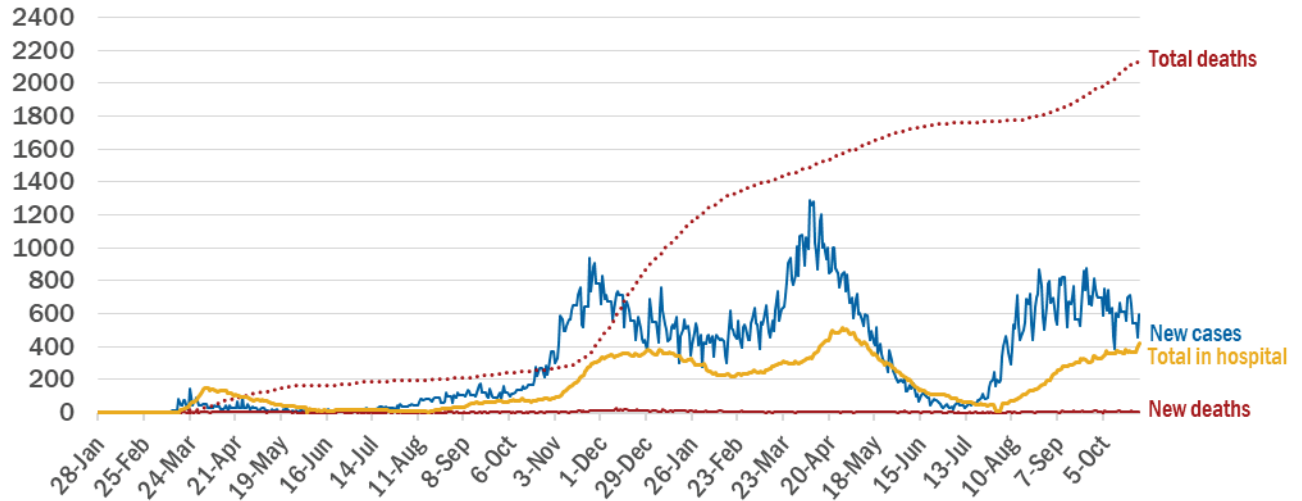
<sup>3</sup> <https://www.sac-isc.gc.ca/eng/1598625105013/1598625167707>

\*There is a discrepancy between the Oct 27 COVID-19 BC Government news release and the BCCDC today; the data presented is from the BCCDC.

\*\*Due to a BC Government database error, Total Hospitalizations were not available on Oct 26.

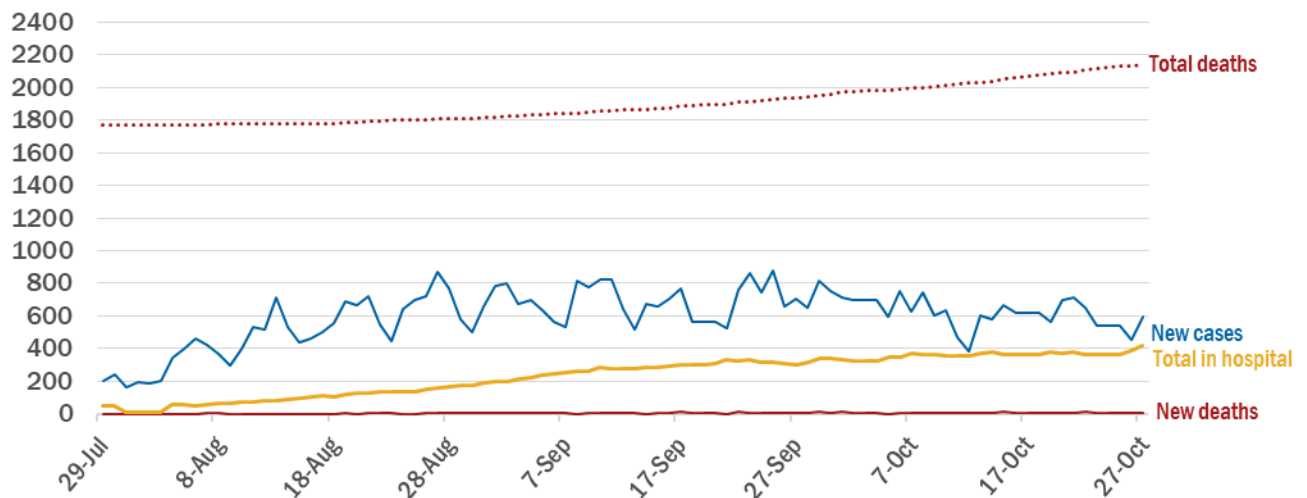
\*\*\*Data for Oct 27 was not available at the time of reporting (5:30 pm)

### COVID-19 CASES AND DEATHS IN BC

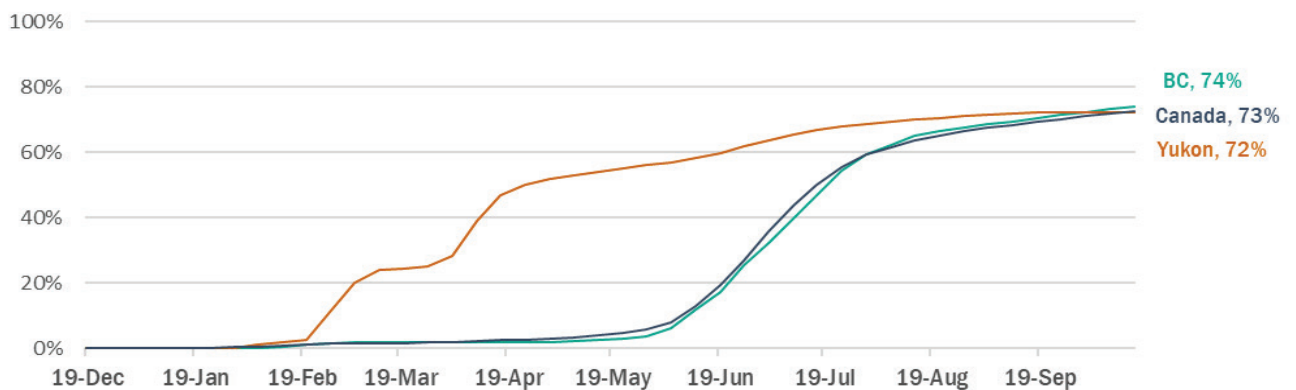


Note: Counts have been averaged where one number was reported for multi-day periods.

### COVID-19 CASES AND DEATHS IN BC – PAST THREE MONTHS



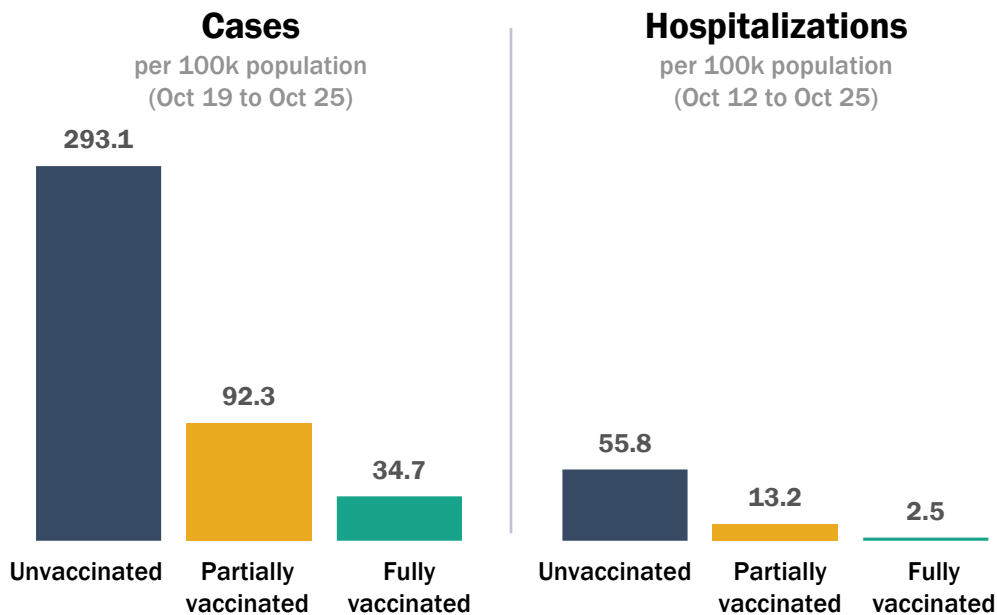
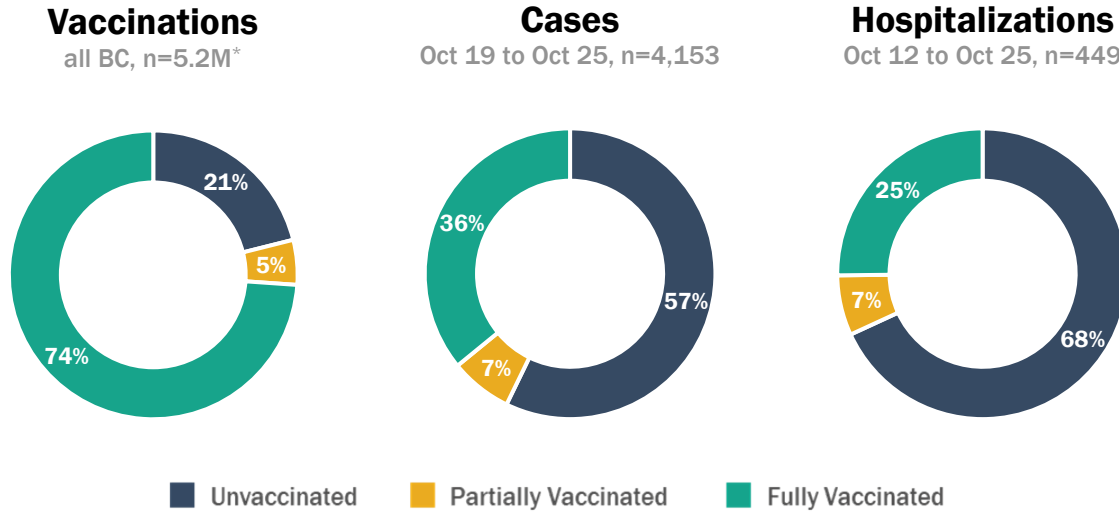
### CUMULATIVE % OF PEOPLE FULLY VACCINATED WITH A COVID-19 VACCINE<sup>4</sup>



<sup>4</sup> <https://health-infobase.canada.ca/covid-19/vaccination-coverage/>

## COVID-19 INFECTIONS IN B.C. BY VACCINATION STATUS

- From October 19 to October 25, 2021, people not fully vaccinated accounted for 64.1% of cases, and from October 12 to October 25, 2021, they accounted for 74.9% of hospitalizations.<sup>5,6</sup>



<sup>5</sup> <https://news.gov.bc.ca/releases/>

<sup>6</sup> As more people get vaccinated and there are fewer unvaccinated people, the % of cases among vaccinated people is expected to increase.

\* <https://health-infobase.canada.ca/covid-19/vaccination-coverage/>

## **SIGNIFICANT UPDATES IN BRITISH COLUMBIA**

- No significant updates from the Government of British Columbia.

## **SIGNIFICANT UPDATES IN THE YUKON TERRITORY**

- No significant updates from the Yukon Territory Government.

**Note:** COVID-19 public exposure notices can be found at the following locations:

<https://bit.ly/NorthernHealthExposures> and <https://bit.ly/YukonExposures>

## **SIGNIFICANT UPDATES FROM THE GOVERNMENT OF CANADA**

- No significant updates from the Government of Canada.

This summary was compiled by [CCEM Strategies Ltd.](#) at the request of the 3 Nations Society.