

3 NATIONS COVID-19 UPDATE – 2 December 2021

The information contained in this report is based on recent updates and current information available at the time the report was finalized. It is not inclusive of all actions or measures taken to date by health officials federally, provincially, or locally.

COVID-19 CASE COUNTS

STATUS OF CASES IN BC¹	As of Dec 1	As of Dec 2	Change
Total confirmed cases in BC	218,812	219,180	368*
Total active cases in BC	2,936	3,020	84
Currently in intensive care	98	97	-1
Currently hospitalized	301	284	-17
Total hospitalized to date	12,351	12,365	14
Total deaths in BC	2,340	2,345	5
Total recovered in BC	213,394	213,694	300
CONFIRMED CASES BY BC REGION¹	As of Dec 1	As of Dec 2	Change
Vancouver Coastal Health	45,049	45,097	48**
Fraser Health	109,437	109,527	90
Island Health	12,787	12,875	88**
Interior Health	33,597	33,698	101**
Northern Health	17,643	17,683	40**
Out of Canada	299	300	1
STATUS OF CASES IN YUKON²	As of Dec 1	As of Dec 2	Change
Total confirmed cases	1,519	1,533	14
Total active cases	61	62	1
Total deaths	13	14	1
Total recovered	1,448	1,461	13
STATUS OF FN RESERVE CASES³	As of Nov 30	As of Dec 1	Change
Total confirmed cases	50,330	50,415	85
Total active cases	862	817	-45
Total hospitalized	2,346	2,356	10
Total deaths	543	543	0
Total recovered	48,925	49,055	130
Total confirmed cases in BC	6,065	6,072	7

¹ BCCDC COVID-19 Dashboard

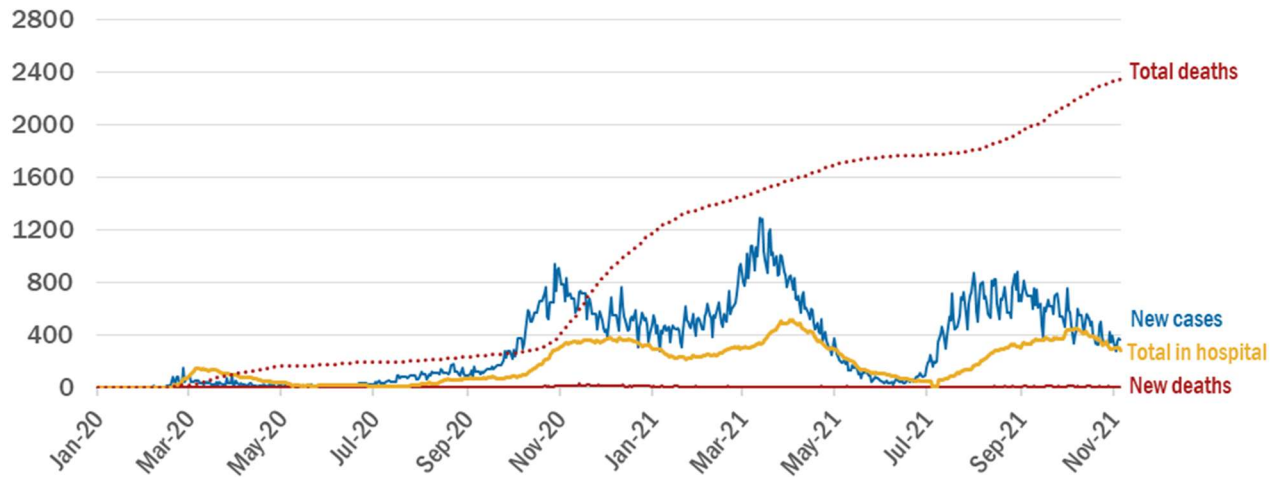
² <https://yukon.ca/en/case-counts-covid-19>

³ <https://www.sac-isc.gc.ca/eng/1598625105013/1598625167707>

*The BCCDC has revised the total case count for December 1 from 218,801 to 218,812.

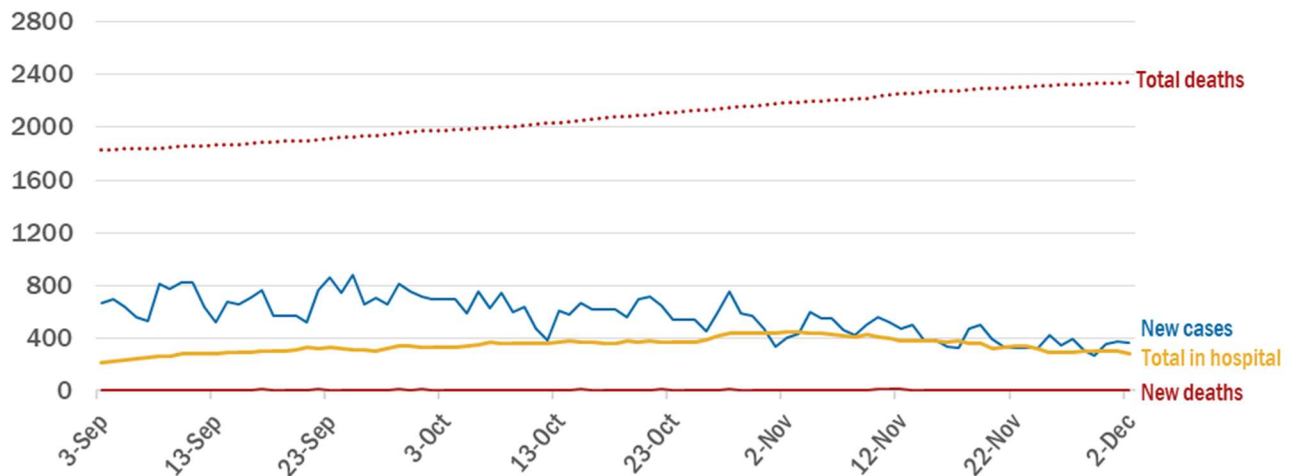
**The BCCDC has revised provisional data reported yesterday, December 1. Updated figures have been provided.

COVID-19 CASES AND DEATHS IN BC

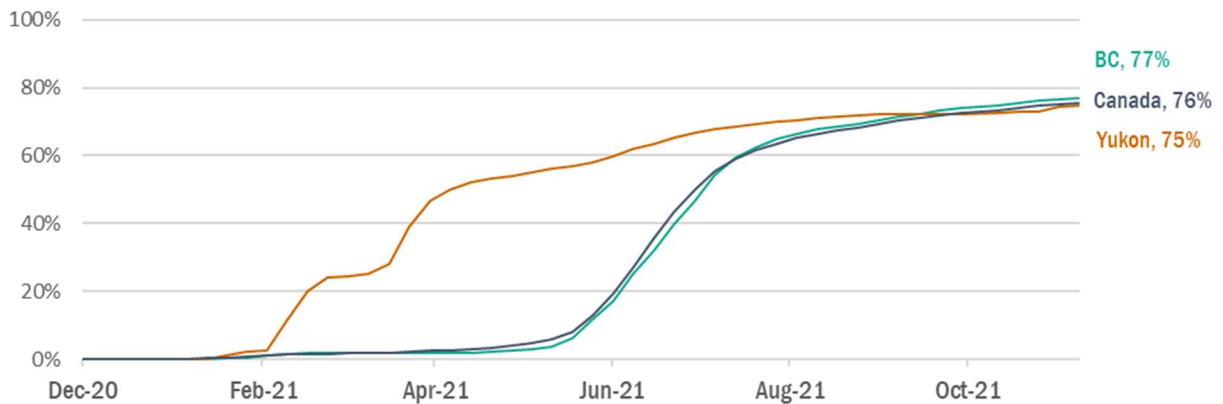


Note: Counts have been averaged where one number was reported for multi-day periods.

COVID-19 CASES AND DEATHS IN BC – PAST THREE MONTHS



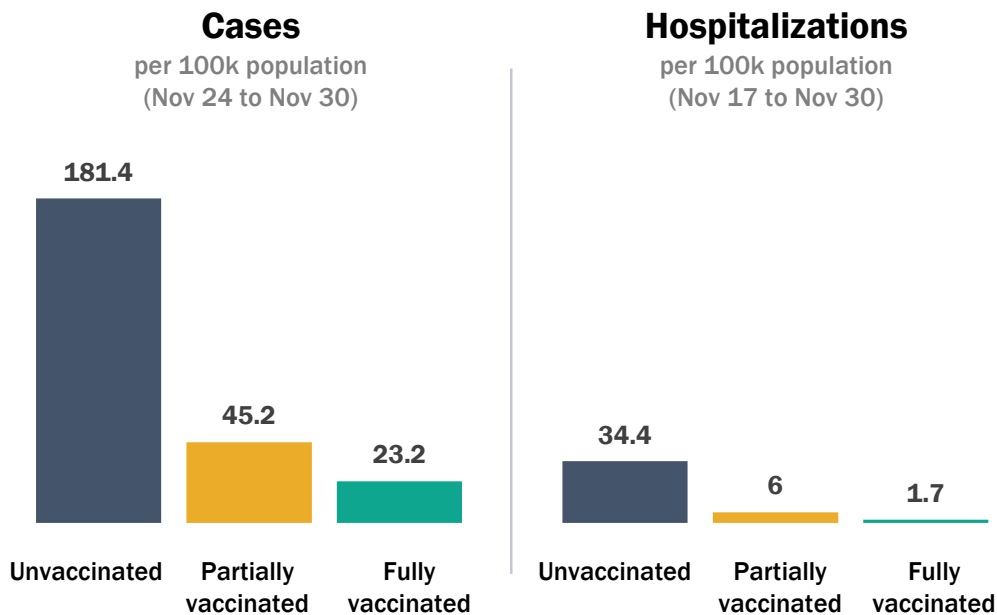
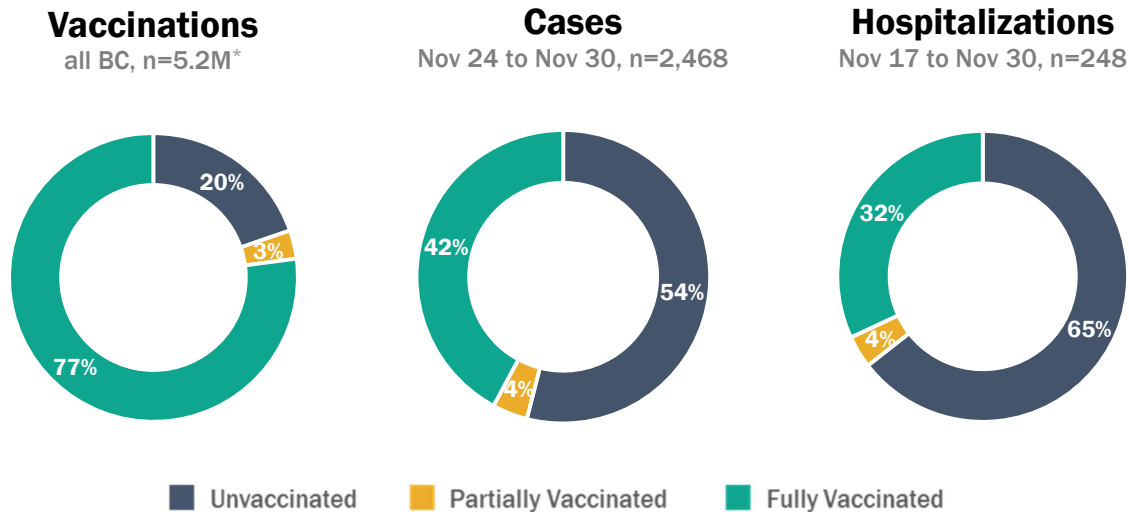
CUMULATIVE % OF PEOPLE FULLY VACCINATED WITH A COVID-19 VACCINE⁴



⁴ <https://health-infobase.canada.ca/covid-19/vaccination-coverage/>

COVID-19 INFECTIONS IN B.C. BY VACCINATION STATUS

- From November 24 to November 30, 2021, people not fully vaccinated accounted for 57.9% of cases, and from November 17 to November 30, 2021, they accounted for 68.1% of hospitalizations.^{5,6}



⁵ <https://news.gov.bc.ca/releases/>

⁶ As more people get vaccinated and there are fewer unvaccinated people, the % of cases among vaccinated people is expected to increase.

* <https://health-infobase.canada.ca/covid-19/vaccination-coverage/>

SIGNIFICANT UPDATES IN BRITISH COLUMBIA

- No significant updates from the Government of British Columbia.

SIGNIFICANT UPDATES IN THE YUKON TERRITORY

- No significant updated from the Yukon Territory Government.

Note: COVID-19 public exposure notices can be found at the following locations:

<https://bit.ly/NorthernHealthExposures> and <https://bit.ly/YukonExposures>

SIGNIFICANT UPDATES FROM THE GOVERNMENT OF CANADA

- No significant updates from the Government of Canada.

This summary was compiled by [CCEM Strategies Ltd.](#) at the request of the 3 Nations Society.