

3 NATIONS COVID-19 UPDATE – 29 December 2021

The information contained in this report is based on recent updates and current information available at the time the report was finalized. It is not inclusive of all actions or measures taken to date by health officials federally, provincially, or locally.

COVID-19 CASE COUNTS

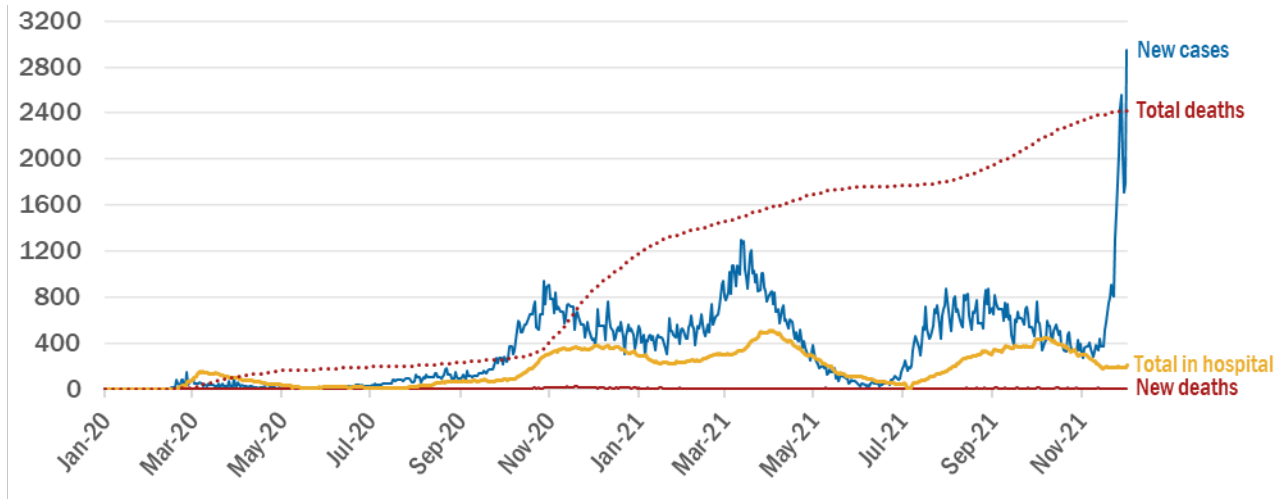
STATUS OF CASES IN BC ¹	As of Dec 28	As of Dec 29	Change
Total confirmed cases in BC	243,731	246,671	2,944
Total active cases in BC	-	16,014	-
Currently in intensive care	-	66	-
Currently hospitalized	-	206	-
Total hospitalized to date	-	12,853	-
Total deaths in BC	-	2,419	-
Total recovered in BC	-	227,780	-
CONFIRMED CASES BY BC REGION¹	As of Dec 28	As of Dec 29	Change
Vancouver Coastal Health	52,434	53,002	568
Fraser Health	118,830	120,421	1,591
Island Health	16,631	16,940	309
Interior Health	36,853	37,226	373
Northern Health	18,678	18,777	99
Out of Canada	305	305	0
STATUS OF CASES IN YUKON ²	As of Dec 24	As of Dec 29	Change
Total confirmed cases	1,668	1,695	27
Total active cases	49	49	0
Total deaths	14	14	0
Total recovered	1,609	1,641	32
STATUS OF FN RESERVE CASES ³	As of Dec 23	As of Dec 29	Change
Total confirmed cases	52,630	53,155	525
Total active cases	986	1,136	150
Total hospitalized	2,448	2,455	7
Total deaths	561	562	1
Total recovered	51,083	51,429	346
Total confirmed cases in BC	6,317	6,321	4

¹ BCCDC COVID-19 Dashboard

² <https://yukon.ca/en/case-counts-covid-19>

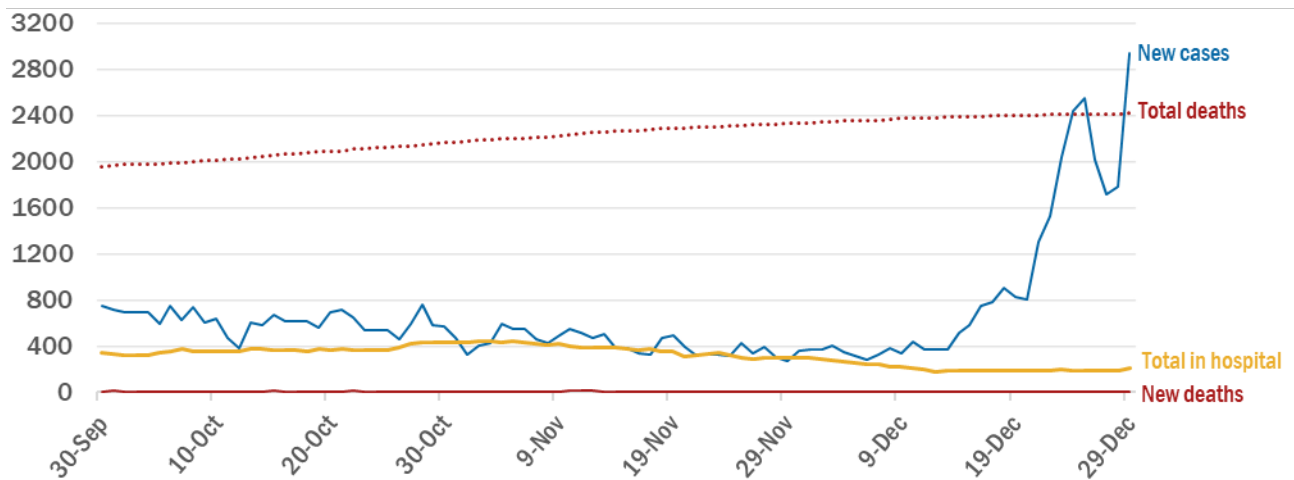
³ <https://www.sac-isc.gc.ca/eng/1598625105013/1598625167707>

COVID-19 CASES AND DEATHS IN BC

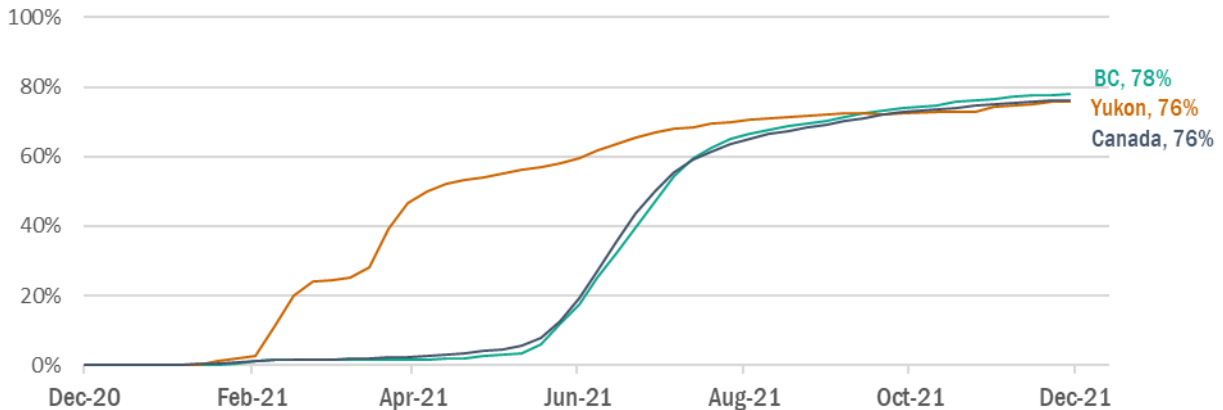


Note: Counts have been averaged where one number was reported for multi-day periods.

COVID-19 CASES AND DEATHS IN BC – PAST THREE MONTHS



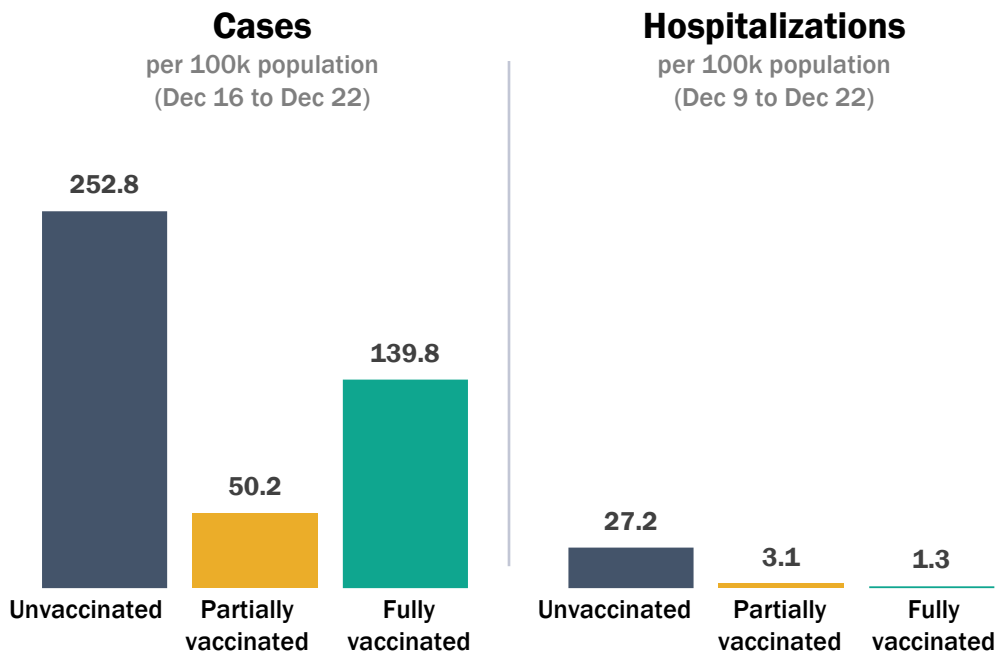
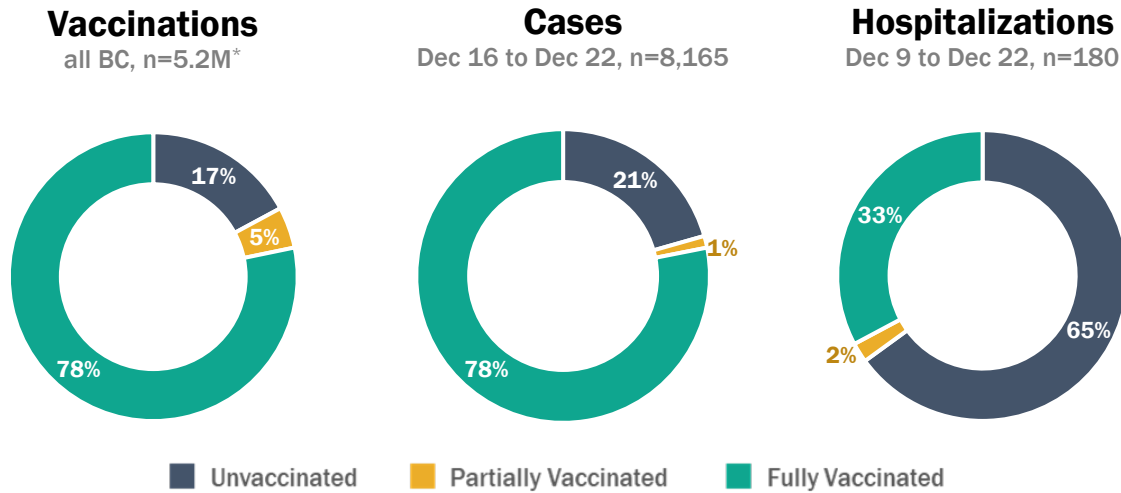
CUMULATIVE % OF PEOPLE FULLY VACCINATED WITH A COVID-19 VACCINE⁴



⁴ <https://health-infobase.canada.ca/covid-19/vaccination-coverage/>

COVID-19 INFECTIONS IN B.C. BY VACCINATION STATUS

- From December 16 to December 22, 2021, people not fully vaccinated accounted for 21.9% of cases, and from December 9 to December 22, 2021, they accounted for 67.2% of hospitalizations.^{5,6}



⁵ <https://news.gov.bc.ca/releases/>

⁶ As more people get vaccinated and there are fewer unvaccinated people, the % of cases among vaccinated people is expected to increase.

* <https://health-infobase.canada.ca/covid-19/vaccination-coverage/>

SIGNIFICANT UPDATES IN BRITISH COLUMBIA

- No significant updates from the Government of British Columbia.

SIGNIFICANT UPDATES IN THE YUKON TERRITORY

- No significant updates from the Government of Yukon.

Note: COVID-19 public exposure notices can be found at the following locations:
<https://bit.ly/NorthernHealthExposures> and <https://bit.ly/YukonExposures>

SIGNIFICANT UPDATES FROM THE GOVERNMENT OF CANADA

- No significant updates from the Government of Canada.

This summary was compiled by [CCEM Strategies Ltd.](#) at the request of the 3 Nations Society.